

Unincorporated San Diego County Waste & Recycling Resource Guide



**MULTI-FAMILY &
COMMERCIAL SERVICES**

**R
D
S** **Ramona
Disposal
Service**

ramonadisposal.com

“We’ll Take Care of It”

WELCOME TO RDS!





WELCOME TO RDS

RDS is a family-owned and locally operated waste collection and recycling company. RDS specializes in offering integrated, user-friendly waste removal and recycling programs to serve residential homes, multi-family properties, commercial businesses, multi-tenant buildings, industrial centers, construction sites, and community events.



On the Road to Zero Waste!

RDS has embraced Zero Waste as a goal and is committed to helping residents in achieving tangible results. *On the Road to Zero Waste* is not just a slogan, it's a commitment which RDS pursues daily with our continued diversion efforts. At RDS, we are not just focused on the easy-to-divert items, we're breaking the diversion paradigm!



MULTI-FAMILY COLLECTION GUIDELINES

Our commitment to superior service has offered customers peace of mind on collection day... week in and week out. Our service team provides a level of commitment, integrity, and personal attention that a family owned and locally operated company takes pride in offering.



- Place all trash, recyclables and organics inside the appropriate container.
- Avoid overfilling containers. Trash, recyclables and organics must be loaded even with the top of the container so the lids close completely. Lid damage to collection equipment or surrounding property can occur when overfilled containers are being dumped.
- Please DO NOT place tires, hazardous waste, or electronic waste into your containers.
- Be cautious when placing heavy material, such as construction debris in your container. Heavy debris can quickly exceed the weight capacity of a container before it is even half full. Construction debris should be diverted.
- Please ensure that vehicles and equipment are not blocking access to your containers on your scheduled service day. Unobstructed access to containers is absolutely necessary.

KEEP A LID ON STORMWATER POLLUTION

In addition to efficient waste collection service, your collection containers will help prevent stormwater pollution in your neighborhood. Your carts' attached lid will keep your trash, recycling and organics sealed and secure. Stormwater runoff has been determined to be a major cause of water pollution. Unlike the sanitary sewer system where water is treated, runoff that enters a storm drain is not treated and discharges directly into an open body of water like a lake, pond, river, creek, or stream. All of the pollutants that stormwater picks up off the ground as it flows into a storm drain remain in the water and are discharged into the receiving water or structure, adding pollution with every runoff event.

TRASH

Use your gray trash container to dispose of non-recyclable household trash.



HOUSEHOLD TRASH INCLUDES, BUT NOT LIMITED TO:

- Broken Glass, Ceramics or Mirrors
- Diapers
- Pet Waste
- Chip or Snack Bags
- Plastic Grocery Bags
- Vacuum Bags
- Rubber or Garden Hoses
- Wire





KEEP OUT OF THE TRASH CONTAINER:

- Recyclables
- Organics
- Household Hazardous Waste (HHW)
- Electronics or Batteries
- Fluorescent Light Bulbs
- Pharmaceuticals, Medical Waste or Needles
- Automobile Parts, including motor oil, oil filters, batteries, and tires

WASTE REDUCTION TIPS:

- Rather than throwing items away in the trash, donate unwanted items to charity, friends or family.
- Reuse glass jars, cups, tubs, aluminum foil, boxes, bags and packaging material.
- Use cloth napkins, tablecloths, and dish towels instead of disposable items.
- Purchase items with less packaging by buying in bulk.
- Bring your own coffee cup, water bottle, reusable bags, and boxes when shopping or out and about, rather than using disposables.
- Subscribe to paperless invoices and notices.
- Opt out of junk mail. Remove your name from mailing lists by visiting OptOutPrescreen.com or by calling toll-free 1-888-5-OPT-OUT (1-888-567-8688) or by visiting sandiegocounty.gov referencing junk mail.

RECYCLING

Use your blue recycling container to recycle household containers, mixed paper, newspaper, cardboard and beverage containers marked  - , labeled "CA Redemption Value" or "CA Cash Refund," all mixed together in your recycling cart or bin. Please help prevent contamination by not placing any trash or non-recyclable items in your blue recycling container. **DO NOT use plastic bags!**



Recyclable material must be placed loosely inside recycling containers only.

ALL RECYCLABLES GO IN ONE CONTAINER

With our commingled recycling program, there's no need to sort recyclables. One container can take it all!

RECYCLABLES INCLUDE, BUT ARE NOT LIMITED TO:



ALUMINUM:

Aluminum, steel and tin cans, such as food and beverage cans for soda, soup, beer, beans, fruit, and vegetables. Clean aluminum foil, clean aluminum trays, and clean pie tins.



PAPERBOARD:

Paperboard boxes such as cereal boxes, tissue boxes, refrigerated food boxes, boxes from toiletries, and soda/beer cases.



SHREDDED PAPER:

Shredded paper (placed in a sealed clear plastic bag for easier handling).



METAL:
Dry and empty paint and aerosol cans.



CARTON CONTAINERS:

Aseptic cartons, including milk cartons and juice boxes, half-gallon juice cartons, soup/broth cartons, and wine cartons.



GLASS CONTAINERS:

Glass containers including food jars and beverage bottles.



CARDBOARD:

Cardboard, including boxes used for moving and shipping or any other box or packaging made of corrugated cardboard.



STYROFOAM:

Clean foam cups, meat trays, plates, egg cartons, block packaging (no peanuts), rigid polystyrene, and carry-out containers.



MIXED PAPER:

Mixed paper, including junk mail, catalogs, magazines, newspapers, and paper used for computer printing.



#1 - #7 PLASTICS: All plastic containers, lids, and packaging with a recycling symbol of #1-7 (all containers accepted with caps and lids): water and soda bottles, peanut butter and other food jars, mouthwash bottles, vegetable oil containers, automotive oil containers, ovenable food trays, milk jugs, juice bottles, shampoo and conditioner bottles, detergent and bleach containers, condiment bottles, medicine bottles, bottle caps, butter and yogurt tubs, CD cases, baby bottles, 5-gallon water bottles, CDs, medical storage containers, and rigid plastics such as 5-gallon buckets.

⊘ KEEP OUT OF THE RECYCLING CONTAINER:

- Soiled Disposable Plates or Cups
- Soiled Paper Towels
- Soiled Tissue
- Plastic Bags (NO plastic grocery bags, newspaper delivery bags or chip/snack bags)
- Ceramics, Drinking Glasses, or Mirrors
- Fluorescent Light Bulbs
- Electronics or Batteries
- Household Hazardous Waste (HHW)
- Clothing or Shoes

All food and beverage containers should be EMPTY: no/minimal food residue and no liquids remaining, and boxes should be broken down and flattened to fit inside the recycling container.



MINIMUM CONTAINER CAPACITY GUIDELINE FOR RECYCLABLE MATERIAL FOR MULTI-FAMILY CUSTOMERS:

~ 20-gallons collection capacity of recyclable material, per multi-family dwelling unit.

MINIMUM DIVERSION SERVICE LEVEL RATIO

Waste diversion means reusing, reducing, recycling or composting materials that would otherwise be buried in the landfill. To achieve diversion, materials need to be sorted into different categories. Materials lose their value when they are mixed together.

The County of San Diego's Solid Waste Ordinance incorporates state laws regarding recycling (AB 341), organics recycling (AB 1826 and SB 1383), engaging customers (AB 827), and food donation (SB 1383). Commercial properties must separate materials on their premises and arrange for recycling and **meet the County's minimum diversion service level ratio of 35%**. This means at least 35% of the weekly container capacity is available for recyclables and organic materials.

To review all of the County's commercial recycling requirements, visit the County of San Diego website at sandiegocounty.gov.

ORGANICS

Use your organics container to place green waste, food waste and food-soiled paper. Please help prevent contamination by not placing any trash or non-organic items in your green organics container. **Please DO NOT use any type of plastic bags (including certified compostable or biodegradable bags)** as they contaminate the material! Paper bags are acceptable. Organics must be placed loosely inside green container only.



ALL ORGANICS GO IN ONE CONTAINER

Organic waste (also referred to as organics), which includes food waste, green waste, landscape and pruning waste, non-hazardous wood waste, and food-soiled paper waste, will be collected all mixed together in your green organics container. If it grows, it goes!

Food Scraps


Cooked or raw meat, poultry and seafood (including bones), cheese, dairy products, fruits, vegetables, grains, pasta, egg shells, bread, coffee grounds, tea bags, tea leaves, baked goods, nuts, jelly, candy, snack foods, leftovers, and spoiled food.

How to Collect

- Use a kitchen caddy.
- Empty food scraps directly in your container (loose or in paper bags) and ensure the lid closes. **Please do not use any kind of plastic bags!**

What to Avoid

Do not include liquids, plastic, glass, metals, or Styrofoam.



Yard Waste

Grass clippings, small branches, small tree limbs, tree roots, flowers, leaves, plants, and straw.

How to Collect

- Place yard trimmings directly in your green container (loose or in paper bags) and ensure the lid closes.

What to Avoid

No rocks, dirt, soil, tree stumps, or plastic bags.



Food-Soiled Paper

Paper bags, paper napkins, paper towels, paper plates, paper cups, paper take-out containers and take-out boxes (with no plastic or wax coating, and with metal removed), coffee filters, tissues, food-soiled pizza boxes and food-soiled cardboard boxes.

How to Collect

- Paper can be dry or wet.
- Place food-soiled paper directly in your container (loose or in paper bags) and ensure the lid closes.



Natural Fibers

Popsicle sticks, sawdust, toothpicks, wooden chopsticks, and untreated wood.

How to Collect

- Place natural fibers directly in your container (loose or in paper bags) and ensure the lid closes.



COLLECTING YOUR FOOD SCRAPS

There are many different ways to cleanly move food scraps from your kitchen to your green organics container. Here are some of the most popular options:

- **Wrap Your Scraps!** - Many people find wrapping food waste in any type of non-wax paper, such as paper towels, packing paper, newspaper, or paper bags, is an easy way to move food waste from inside your kitchen to your organics cart. This is especially true for large quantities of fruit, meat, etc., and you can even leave the scraps wrapped in the paper and then just drop it into the organics container. **Please do not use any kind of plastic bags!**
- **Kitchen Caddies** - A kitchen caddy is a designated container specifically for the internal collection of organics. *Any reusable container can be used* as a kitchen caddy.
- **Containerize It** - Many people have their own containers, such as coffee cans and Tupperware products that they are comfortable using to hold food scraps. Similar to kitchen caddies, once the container is full, it can be taken and emptied into the organics container.
- **Freeze It** - Some people choose to freeze or refrigerate their food scraps in containers and paper bags and then empty as needed or the night before collection.

MINIMUM CONTAINER CAPACITY GUIDELINE FOR ORGANIC MATERIAL FOR MULTI-FAMILY CUSTOMERS:

~ Five-gallons collection capacity of organic material, per multi-family dwelling unit.

Contact Us

EMAIL

rdcsr@ramonadisposal.com

TEXT

(760) 313-6074

WEBSITE

ramonadisposal.com

ADDRESS

324 Maple Street
Ramona CA, 92065

PHONE

(760) 789-0516

**SCAN THE QR CODE TO
DOWNLOAD THE RDS APP**



HOLIDAY SCHEDULE

Commercial and multi-family dumpster collection service will not be performed on the holidays listed below, resulting in a one-day delay in service.

- New Year's Day
- Thanksgiving Day
- Christmas Day

For all other holidays, collection will take place on regularly scheduled service days. Holidays which fall on a Saturday or Sunday DO NOT delay waste removal services for the remainder of the week.